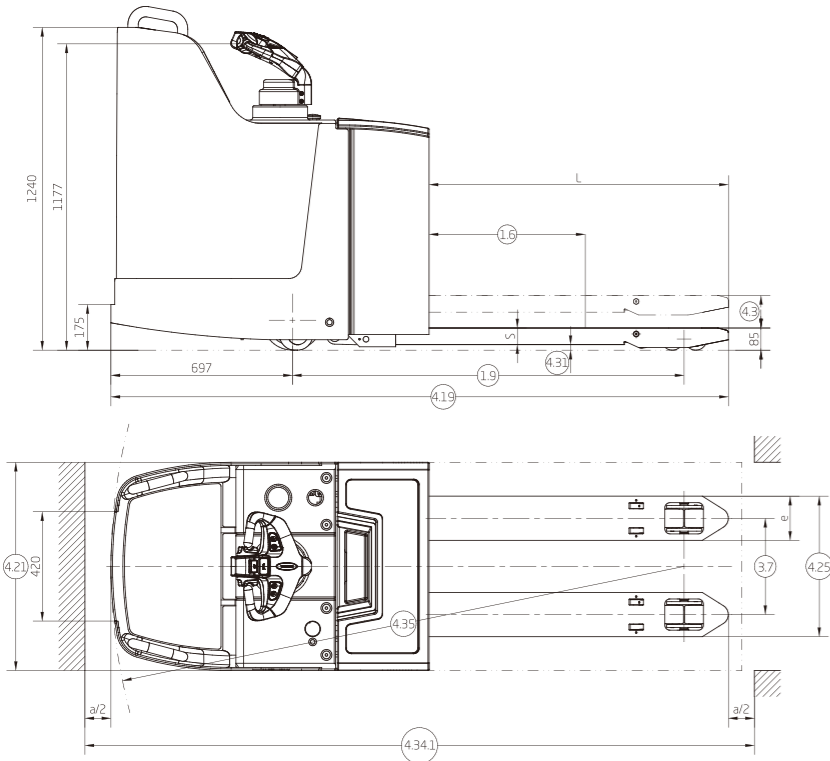


A series rider pallet truck

Distinguishing mark	1.1	Manufacturer		HANGCHA GROUP CO.,LTD.			
	1.2	Manufacturer's type designation		CBD20-ABC1S-SU	CBD20-AC1S-SU	CBD30-ABC1S-SU	CBD30-AC1S-SU
	1.3	Drive: electric (battery or mains), diesel, petrol, fuel gas		Electric	Electric	Electric	Electric
	1.4	Operator type: hand, pedestrian, standing, seated, order-picker		Standing	Standing	Standing	Standing
	1.5	Rated capacity/rated load	Q (kg)	2000	2000	3000	3000
	1.6	Load centre distance	c (mm)	600	600	600	600
	1.9	Wheelbase	y (mm)	1505	1505	1505	1505
Weight	2.1	Service Weight	kg	825	880	880	920
Tyres, chassis	3.1	Tyres: solid rubber, superelastic, pneumatic, polyurethane		PU	PU	PU	PU
	3.2	Tyre size, front		Φ85×80	Φ85×80	Φ85×80	Φ85×80
	3.3	Tyre size, rear		Φ230×75	Φ230×75	Φ230×75	Φ230×75
	3.4	Additional wheels（dimensions）		Φ125×50	Φ125×50	Φ125×50	Φ125×50
	3.5	Wheels, number front / rear (x = driven wheels)		1×+2/4	1×+2/4	1×+2/4	1×+2/4
	3.6	Tread, front	b <sub>10</sub> (mm)	575	575	575	575
	3.7	Tread, rear	b <sub>11</sub> (mm)	370	370	370	370
Dimensions	4.3	Free lift	h <sub>1</sub> (mm)	125	125	125	125
	4.19	Overall length	l <sub>1</sub> (mm)	2372	2372	2372	2372
	4.21	Overall width	b <sub>1</sub> (mm)	800	800	800	800
	4.22	Fork dimensions ISO 2331	s/e/l (mm)	64/170/1150	64/170/1150	64/170/1150	64/170/1150
	4.25	Distance between fork-arms	b <sub>2</sub> (mm)	540/680	540/680	540/680	540/680
	4.31	Ground clearance, laden, below mast	m <sub>1</sub> (mm)	21	21	21	21
	4.34.1	Aisle width for pallets 1000 x 1200 crossways	A <sub>st</sub> (mm)	2504 <sup>1)</sup>	2504 <sup>1)</sup>	2504 <sup>1)</sup>	2504 <sup>1)</sup>
	4.34.2	Aisle width for pallets 800 x 1200 lengthways	A <sub>st</sub> (mm)	2554 <sup>2)</sup>	2554 <sup>2)</sup>	2554 <sup>2)</sup>	2554 <sup>2)</sup>
	4.35	Turning radius	W <sub>0</sub> (mm)	2134 <sup>3)</sup>	2134 <sup>3)</sup>	2134 <sup>3)</sup>	2134 <sup>3)</sup>
Performance data	5.1	Travel speed, laden/unladen	km/h	6.5/7.0	9.0/9.5	5.5/7.0	7.5/9.5
	5.2	Lift speed, laden/unladen	m/s	0.047/0.064	0.047/0.064	0.036/0.053	0.036/0.053
	5.3	Lowering speed, laden/unladen	m/s	0.075/0.071	0.075/0.071	0.060/0.058	0.060/0.058
	5.8	Max. gradeability, laden/unladen	%	5/16	8/16	5/16	8/16
	5.10	Service brake		Electromagnetic	Electromagnetic	Electromagnetic	Electromagnetic
Electric engine	6.1	Drive motor rating S2 60 min	kW	1.5	2.2	1.5	2.2
	6.2	Lift motor rating at S3 15%	kW	DC 2.2	DC 2.2	DC 2.2	DC 2.2
		Steering motor	kW	DC 0.2	DC 0.2	DC 0.2	DC 0.2
	6.4	Battery voltage, nominal capacity K5	V/Ah	24/240	24/280	24/280	24/340
		Battery voltage, rated capacity, Optional	V/Ah	24/~340	24/~340	24/~340	-
	8.1	Type of drive unit		AC traction	AC traction	AC traction	AC traction
	9.1	Manufacturer/Type		CURTIS	CURTIS	CURTIS	CURTIS
	10.7	Sound pressure level at the driver's seat	dB (A)	≦75	≦75	≦75	≦75

Note: 1). VDI 2198: +430mm 2). VDI 2198: +236mm 3). When fork lowered,+68mm



ZHEJIANG HANGCHA IMP. &EXP. CO., LTD.

**Factory site:** No. 88, Donghuan Rd., Lin'an Economic Development Zone, Zhejiang, China (311305)

Tel: +86-571-88926735 88926755  
Fax: +86-571-88132890 88926789

sales@hcforklift.com  
www.hcforklift.com



Printed in China 2016/03/EN



HANGCHA GROUP CO., LTD. reserves the right to make any changes without notice concerning colors,equipment,or specifications detailed in this brochure, or to discontinue individual models. The colors of trucks, delivered may differ slightly from those in brochures.



A Series Rider Pallet Truck

with capacities of 2,000 to 3,000kg



The World of Hangcha

# A series rider pallet truck

The rider pallet truck is one of the A series pallet truck models. Using the latest AC drive technology, advanced performance, comfort, safe, reliable, low maintenance cost, is the ideal tool for heavy duty and long distance transport operations.

## Environment/ Efficiency/ Economy

### Appearance

- / A series electric rider pallet truck applied professional industrial design, stream lines, and compact, and fully ergonomic consideration, in line with the latest design trends.
- / Applied steel stamping and injection molding processes for front and back guard, which is robust, durable, and also environmental compliance.



### High Performance

- / Electric power steering (EPS) is standard specification, which provides flexible operation.
- / Powered by AC traction motor not only has good acceleration and climbing performance, but also low heat, brushless, maintenance-free.
- / Latest AC CURTIS control system, precise and smooth.
- / CAN-BUS connection enables all truck data can be read out for inspection, and also improves the data transition more quick and reliable.
- / Regenerative braking for battery recovery during travel speed reduction, anti-slope on gradient.
- / All key parts such as switches, connectors, battery indicator and hour meter all adopt the famous brand.

### Comfort

- / Smooth driving and more comfortable operating experience thanks to a new design of the floating drive suspension system.
- / The compact body and semicircular design provide an ideal operation in limited space, and the wedge designed chassis greatly increases the passing ability.


### Maintenance

- / AC motor without carbon brushes, maintenance-free, cost saving.
- / Integrated battery indicator, hour meter and self-diagnostic instrument.
- / Full opened hood, easy accessibility of all components, is easy for service.
- / All shafts installed lubricated shaft sleeve and oil cup, provide convenient maintenance and long service life.

### Reliability

- / Adopted unique floating suspension system ensures good driving wheels' grip and excellent stability.
- / Imported waterproof connectors, all wires and cables are protected, greatly improve the reliability of the electric system .
- / Using non-contact proximity switch, improves safety and reliability.
- / Top quality hydraulic power unit applied to provide low noise, low vibration, smooth lifting and landing reliable operation.
- / Punch formed forks to provide more strength and tip guide to provide higher efficient operation.
- / The power plug is fixed on the truck body to avoid damage from battery installment.

## 5-pivot with low centre of gravity design and high strength steel frame structure chassis provide larger residual load capability and longer working life.



Powered by AC traction motor not only has good acceleration and climbing performance, but also low heat, brushless, maintenance-free


Electric power steering (EPS) is standard specification, which provides flexible operation

### Standard specification

- / AC drive motor
- / CURTIS AC controller
- / Electric Power Steering (EPS)
- / Emergency switch
- / 1150mm fork length
- / Side battery change
- / Multi-function battery indicator
- / CAN-bus technology
- / 540mm outside fork width
- / Automatic speed reduction when cornering
- / Imported hydraulic unit
- / Brake switch

### Options


- / Different length of fork
- / Different capacity of battery



The pedal applies shock absorption design, greatly improve the operator's comfort, reduce the fatigue



Optimized designing structure to offer a good visibility and easy entrance of the pallet



Side battery change is standard feature



Simple and beautiful tiller designed to make the operator feel comfortable, all the operation can be completed by one hand